



4600g, 4600r, 4800i



powered by
Adaptus
imaging technology S.P.A.

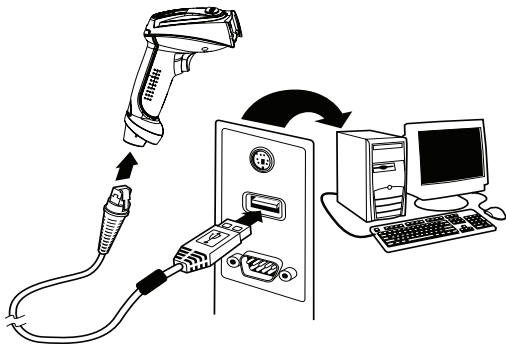
QS

For localized language versions of this document, go to www.handheld.com.

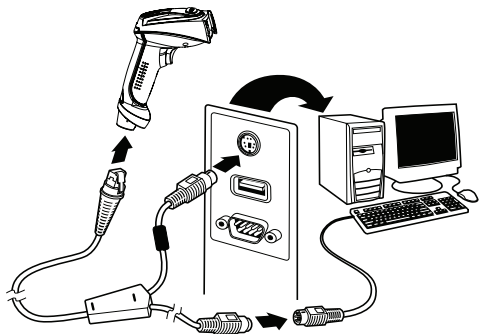
Getting Started

Turn off computer's power before connecting the scanner, then power up the computer once the scanner is fully connected.

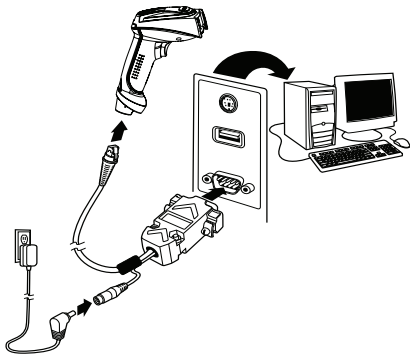
USB Connection



Keyboard Wedge Connection



Serial (RS-232) Connection



Reading Techniques

The view finder projects an aiming beam that should be centered over the bar code, but can be positioned in any direction for a good read.



Hold the scanner over the bar code, pull the trigger, and center the aiming beam on the bar code.

The aiming beam is smaller when the scanner is closer to the code and larger when it is farther from the code. Hold the scanner close to smaller bar codes, and farther away from large bar codes to get a proper read.

If the bar code is highly reflective (e.g., laminated), you may need to tilt the scanner at an angle so the bar code can be scanned.

Standard Product Defaults

The following bar code resets all standard product default settings.



Standard Product Defaults

Interface

Scan the bar code that describes the PC or interface you are using.



USB Keyboard (PC)



RS-232



Japan DOS/V



AT/PS2 Keyboard Wedge
(Default)



Emulate External Keyboard

Keyboard Country

Scan the **Program Keyboard Country** bar code below, then scan the numeric bar code(s) from page 10, then the **Save** bar code to program the keyboard for your country. As a general rule, the following characters are not supported by the scanner for countries other than the United States: @ | \$ # { } [] = / ' \ < > ~.



Program Keyboard Country

| Country Code | Scan | Country Code | Scan |
|-----------------|------|---------------|------|
| Belgium | 1 | Italy | 5 |
| Denmark | 8 | Norway | 9 |
| Finland | 2 | Spain | 10 |
| France | 3 | Switzerland | 6 |
| Germany/Austria | 4 | USA (Default) | 0 |
| Great Britain | 7 | | |



Save

Note: For complete list of country codes, see the User's Guide for your product at our website, www.handheld.com.

Trigger

The following bar codes will allow you to use the reader in Manual Trigger mode (need to press the trigger to read) or Presentation mode (the reader is activated when it “sees” a bar code).



Manual Trigger
(Default)



Presentation Mode

Streaming Presentation™

Note: This feature is applicable to the 4600r only.

When in Streaming Presentation mode, the imager leaves the scan illumination on all the time and continuously searches for bar codes.



Streaming Presentation Mode

Reread Delay

This sets the time period before the scanner can read the *same* bar code a second time. Setting a reread delay protects against accidental rereads of the same bar code.



Medium Reread Delay

Suffix

If you want a carriage return after the bar code, scan the **Add CR Suffix bar code**. To add a tab after the bar code, scan the **Add Tab Suffix bar code**. Otherwise, scan the **Remove Suffix bar code** to remove the suffixes.



Add CR Suffix



Add Tab Suffix



Remove Suffix

Add Code ID Prefix to all Symbologies

Scan the following bar code if you wish to add a Code ID prefix to all symbologies at once.



Add Code ID Prefix To All Symbologies
(Temporary)

Note: For complete list of Code IDs, see the User's Guide for your product at our website, www.handheld.com.

Function Code Transmit

When this selection is enabled and function codes are contained within the scanned data, the imager transmits the function code to the terminal. Charts of these function codes are provided in your User's Guide. When the imager is in keyboard wedge mode, the scan code is converted to a key code before it is transmitted.



Enable
(Default)



Disable

Data Format Editor Instructions

The following are abbreviated instructions for entering a data format. For complete instructions refer to your User's Guide, available at our website, www.handheld.com.

1. Scan the **Enter Data Format** symbol.
2. Primary/Alternate Format: scan **0** for Primary Format
3. Terminal Type: scan **99** for any terminal type
4. Code I.D.: scan **99** for any bar code type
5. Length: scan **9999** for any length bar code.
6. Editor commands: use the Programming Chart that follows.
7. Scan **Save** to save your entries.



Enter Data Format



Clear All Data Formats



Save

Programming Chart





8



9



A



B



C



D



E



F



Save

Visual Xpress™

To obtain access to additional features for the imager, use Visual Xpress, available from our website at www.handheld.com. For complete download instructions and descriptions of Visual Xpress features, refer to your User's Guide.

Technical Assistance

If you need assistance installing or troubleshooting your imager, please call your Distributor or the nearest Hand Held Products technical support office:

North America/Canada:

Telephone: (800) 782-4263, option 4
(8 a.m. to 6 p.m. EST)

Fax number: (315) 685-4960

E-mail: natechsupport@handheld.com

Europe, Middle East, and Africa:

Telephone-

European Ofc: +31 (0) 40 79 99 393

U.K. Ofc: +44 (0) 1925 24 00 55

E-mail: eutechsupport@handheld.com

Asia Pacific:

Telephone: +852-3188-3485 or 2511-3050

E-mail: aptechsupport@handheld.com

America Latina:

Teléfono: (704) 998-3998, opción 8

E-mail: latechsupport@handheld.com

Online Technical Assistance

You can also access technical assistance online at www.handheld.com.

For Further Information

To download the full User's Guide for these products, visit our website at www.handheld.com.

Product Service and Repair

Hand Held Products provides service for all its products through service centers throughout the world. To obtain warranty or non-warranty service, return the unit to Hand Held Products (postage paid) with a copy of the dated purchase record attached. Contact the appropriate location below to obtain a Return Material Authorization number (RMA #) before returning the product.

North America

Hand Held Products Corporate Offices

Telephone: (800) 782-4263, Option 3

Fax: (704) 566-6015

E-mail: naservice@handheld.com

America Latina

Hand Held Products America Latina

Teléfono: (239) 263-7600

Fax: (239) 263-9689

E-mail: *laservice@handheld.com*

Brazil

Hand Held Products Brazil

Telephone: +55 (21) 2176-0250

Fax: +55 (21) 2176-0249

E-mail: *suporte@handheld.com*

Europe, Middle East, and Africa

Hand Held Products Europe

Telephone: + 31 (0) 40 29 01 633

Fax: + 31 (0) 40 29 01 631

E-mail: *euservice@handheld.com*

Asia Pacific

Hand Held Products Asia/Pacific

Telephone: +852-2511-3050

Fax: +852-2511-3557

E-mail: *apservice@handheld.com*

Japan

Hand Held Products Japan

Telephone: +81-3-5770-6312

Fax: +81-3-5770-6313

E-mail: *apservice@handheld.com*

Online Product Service and Repair Assistance

You can also access product service and repair assistance online at www.handheld.com.

Limited Warranty

Hand Held Products, Inc. ("Hand Held Products") warrants its products to be free from defects in materials and workmanship and to conform to Hand Held Products published specifications applicable to the products purchased at the time of shipment. This warranty does not cover any Hand Held Products product which is (i) improperly installed or used; (ii) damaged by accident or negligence, including failure to follow the proper maintenance, service, and cleaning schedule; or (iii) damaged as a result of (A) modification or alteration by the purchaser or other party, (B) excessive voltage or current supplied to or drawn from the interface connections, (C) static electricity or electro-static discharge, (D) operation under conditions beyond the specified operating parameters, or (E) repair or service of the product by anyone other than Hand Held Products or its authorized representatives.

This warranty shall extend from the time of shipment for the duration published by Hand Held Products for the product at the time of purchase ("Warranty Period"). Any defective product must be returned (at purchaser's expense) during the Warranty Period to Hand Held Products factory or authorized service center for inspection. No product will be accepted by Hand Held Products without a Return Materials Authorization, which may be obtained by contacting Hand Held Products. In the event that the product is returned to Hand Held Products or its authorized service center within the Warranty Period and Hand Held Products determines to its satisfaction that the product is defective due to defects in materials or workmanship, Hand Held Products, at its sole option, will either repair or replace the product without charge, except for return shipping to Hand Held Products.

EXCEPT AS MAY BE OTHERWISE PROVIDED BY APPLICABLE LAW, THE FOREGOING WARRANTY IS IN LIEU OF ALL OTHER COVENANTS OR WARRANTIES, EITHER EXPRESSED OR IMPLIED, ORAL OR WRITTEN, INCLUDING, WITHOUT LIMITATION, ANY IMPLIED WARRANTIES OF MERCHANTABILITY OR FITNESS FOR A PARTICULAR PURPOSE.

HAND HELD PRODUCTS RESPONSIBILITY AND PURCHASER'S EXCLUSIVE REMEDY UNDER THIS WARRANTY IS LIMITED TO THE REPAIR OR REPLACEMENT OF THE DEFECTIVE PRODUCT. IN NO EVENT SHALL HAND HELD PRODUCTS BE LIABLE FOR INDIRECT, INCIDENTAL, OR CONSEQUENTIAL DAMAGES, AND, IN NO EVENT, SHALL ANY LIABILITY OF HAND HELD PRODUCTS ARISING IN CONNECTION WITH ANY PRODUCT SOLD HEREUNDER (WHETHER SUCH LIABILITY ARISES FROM A CLAIM BASED ON CONTRACT, WARRANTY, TORT, OR OTHERWISE) EXCEED THE ACTUAL AMOUNT PAID TO HAND HELD PRODUCTS FOR THE PRODUCT. THESE LIMITATIONS ON LIABILITY SHALL REMAIN IN FULL FORCE AND EFFECT EVEN WHEN HAND HELD PRODUCTS MAY HAVE BEEN ADVISED OF THE POSSIBILITY OF SUCH INJURIES, LOSSES, OR DAMAGES. SOME STATES, PROVINCES, OR COUNTRIES DO NOT ALLOW THE EXCLUSION OR LIMITATIONS OF INCIDENTAL OR CONSEQUENTIAL DAMAGES, SO THE ABOVE LIMITATION OR EXCLUSION MAY NOT APPLY TO YOU.

All provisions of this Limited Warranty are separate and severable, which means that if any provision is held invalid and unenforceable, such determination shall not affect the validity of enforceability of the other provisions hereof. Use of any peripherals not manufactured/sold by Hand Held Products voids the warranty. This includes but is not limited to: cables, power supplies, cradles, and docking stations. Hand Held Products, Inc. extends these warranties only to the first end-users of the products. These warranties are nontransferable.

The limited duration of the warranty for the 4600g, 4600r, and 4800i is for five (5) years.

Disclaimer

Hand Held Products, Inc. (“Hand Held Products”) reserves the right to make changes in specifications and other information contained in this document without prior notice, and the reader should in all cases consult Hand Held Products to determine whether any such changes have been made. The information in this publication does not represent a commitment on the part of Hand Held Products.

Hand Held Products shall not be liable for technical or editorial errors or omissions contained herein; nor for incidental or consequential damages resulting from the furnishing, performance, or use of this material.

This document contains proprietary information that is protected by copyright. All rights are reserved. No part of this document may be photocopied, reproduced, or translated into another language without the prior written consent of Hand Held Products.

©2006 Hand Held Products, Inc. All rights reserved.

Web Address: www.handheld.com

Hand Held Products

700 Visions Drive

P.O. Box 208

Skaneateles Falls, NY 13153-0208